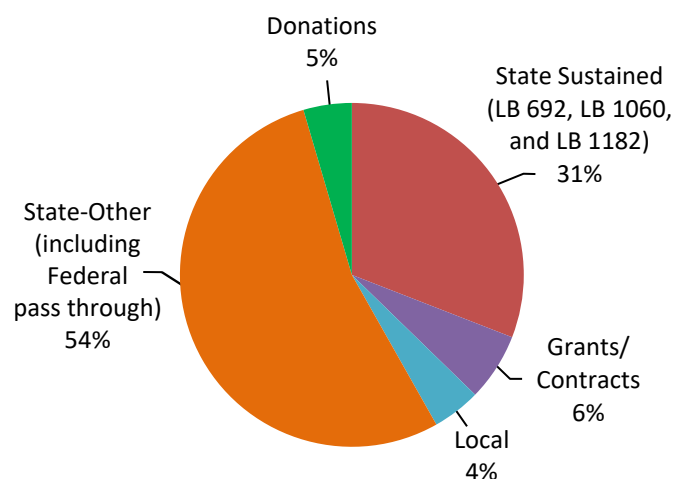


# Local Health Department (LHD) 2016 Profile

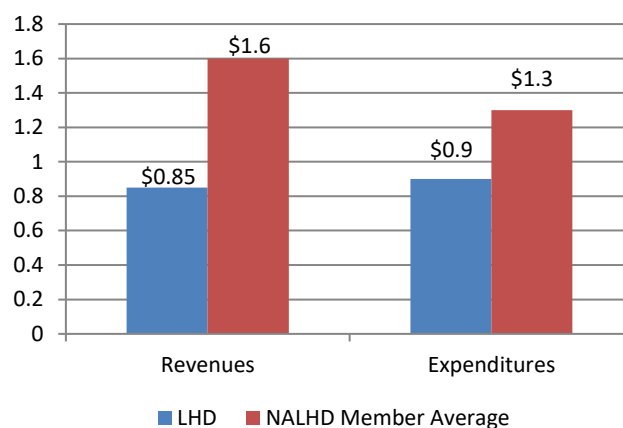


## FINANCE

### Sources of Local Health Department Revenues



### Annual Local Health Department Revenues and Expenditures (in millions, FY 2016)



## PUBLIC HEALTH PRIORITY AREAS SHARED BY LHDs ACROSS NEBRASKA

Local health departments act as communities' **Chief Health Strategists**—they mobilize community partnerships to identify and solve health problems and make **"The Good Life" a healthy one for all Nebraskans.**

- Chronic disease prevention (targeting heart disease, diabetes and obesity)
- Cancer prevention
- Access to healthcare and behavioral health services
- Injury and violence prevention
- Community mental health and wellbeing

## LHD-SPECIFIC PUBLIC HEALTH PRIORITY AREAS included in their local Community Health Improvement Plan (CHIP)

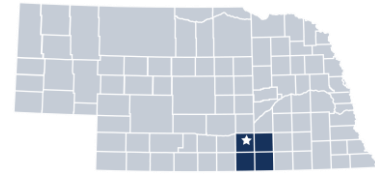
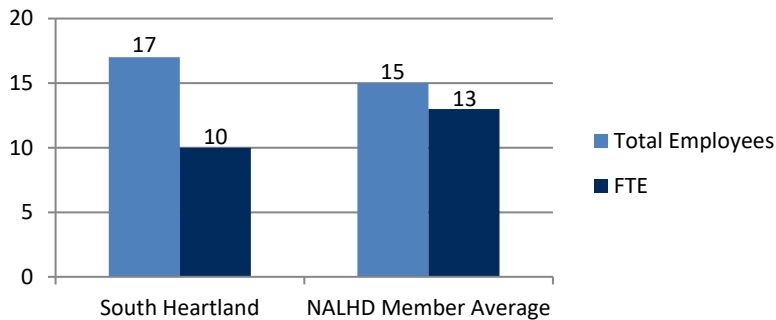
	This LHD Acts as Chief Health Strategist	This LHD Provides This Service Directly
Obesity	✓	✓
Cancer Prevention	✓	✓
Mental Health/Substance Abuse Prevention	✓	✓
Access to Care	✓	✓

# Local Health Department (LHD)

# 2016 Profile

## LOCATION AND STAFF DEMOGRAPHICS

### Total Number and Full Time Equivalent (FTE)



South Heartland District Health Department is locally governed and serves 45,799 people in Adams, Clay, Nuckolls, and Webster Counties.

### About South Heartland Staff

#### Gender of Employees

- Male: 18%
- Female: 82%

#### Age of Employees

- < 20: 5%
- 20-29: 17%
- 30-39: 11%
- 40-49: 17%
- 50-59: 28%
- 60 or Older: 22%

#### Race of Employees

- White: 100%

#### Ethnicity of Employees

- Hispanic: 12%
- Non-Hispanic: 88%

#### Employee Turnover

- 5 Employees working here 5 years or more
- 1 Position lost in the past year due to funding cuts

### FTEs Dedicated to Each Category

	South Heartland	NALHD Member AVG
Health Director	1.0	0.98
Senior Management	0.0	0.88
Mid-level Management	1.8	1.35
Program Coordinators	3.32	3.17
Licensed Professionals	0.05	2.17
Administrative Support	1.58	2.2
Program Staff, non-licensed	0.04	1.66
Community Health Worker	1.2	0.95
Environmental Health Coordinator	0.0	0.17
Dentist	0.0	0.05
Physician	0.0	0.01
<i>Licensed Professionals could include: Registered Nurses, Dietitians, Licensed Practical Nurses, Hygienists, etc.</i>		