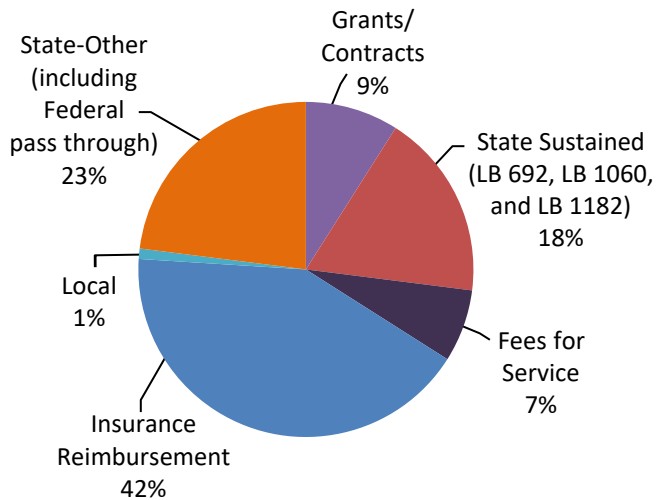


# Local Health Department (LHD) 2016 Profile

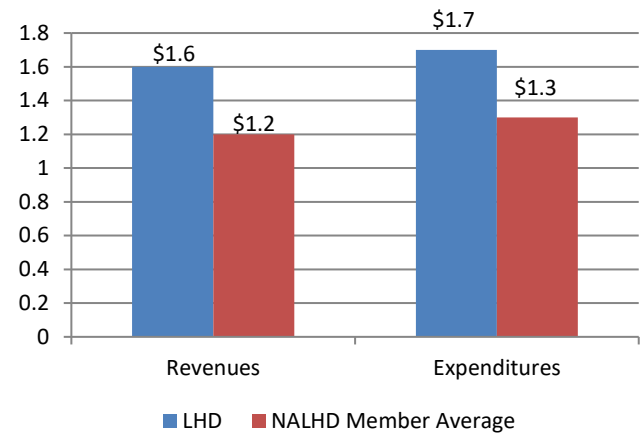


## FINANCE

### Sources of Local Health Department Revenues



### Annual Local Health Department Revenues and Expenditures (in millions, FY 2016)



## PUBLIC HEALTH PRIORITY AREAS SHARED BY LHDs ACROSS NEBRASKA

Local health departments act as communities' **Chief Health Strategists**—they mobilize community partnerships to identify and solve health problems and make **"The Good Life" a healthy one for all Nebraskans.**

- Chronic disease prevention (targeting heart disease, diabetes and obesity)
- Cancer prevention
- Access to healthcare and behavioral health services
- Injury and violence prevention
- Community mental health and wellbeing

## LHD-SPECIFIC PUBLIC HEALTH PRIORITY AREAS included in their local Community Health Improvement Plan (CHIP)

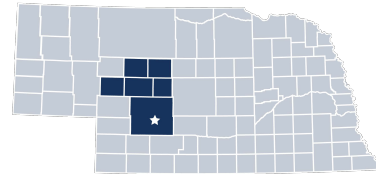
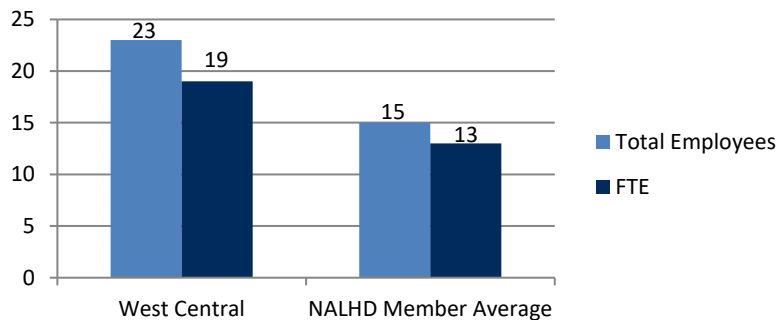
	This LHD Acts as Chief Health Strategist	This LHD Provides This Service Directly
Affordable, Equitable, Access to Care	✓	✓
Healthy Lifestyles and Wellbeing	✓	✓
Community Ownership	✓	✓



# Local Health Department (LHD) 2016 Profile

## LOCATION AND STAFF DEMOGRAPHICS

### Total Number and Full Time Equivalent (FTE)



West Central District Health Department is locally governed and serves 38,931 people in Arthur, Hooker, Lincoln, Logan, McPherson, and Thomas Counties.

### About West Central Staff

#### Gender of Employees

- Female: 80%

#### Age of Employees

- 20-29: 14%
- 30-39: 42%
- 40-49: 19%
- 50-59: 19%
- 60 or Older: 5%

#### Race of Employees

- White: 88%
- More than one race: 4%
- Other: 4%

#### Ethnicity of Employees

- Hispanic: 4%
- Non-Hispanic: 96%

#### Employee Turnover

- 3 Employees working here 5 years or more
- 1 Employee expected to retire in the next year
- 1 Position added in the past year due to increased funding
- 3 Positions lost in the past year due to funding cuts

### FTEs Dedicated to Each Category

	West Central	NALHD Member AVG
Health Director	1.0	0.98
Senior Management	2.5	0.88
Mid-level Management	1.5	1.35
Program Coordinators	2.45	3.17
Licensed Professionals	2.8	2.17
Administrative Support	4.75	2.2
Program Staff, non-licensed	3.25	1.66
Community Health Worker	0.6	0.95
Environmental Health Coordinator	0.03	0.17
Dentist	0.75	0.05
Physician	0.1	0.01
<i>Licensed Professionals could include: Registered Nurses, Dietitians, Licensed Practical Nurses, Hygienists, etc.</i>		

This LHD profile was developed by the Nebraska Association of Local Health Directors. Local and state level data was retrieved from a survey sent out on November 1, 2016 and completed by 14 out of 16 NALHD member LHDs. Population data was taken from the 2014 census estimate from the United States Census Bureau. For more information about this health department go to [www.nalhd.org](http://www.nalhd.org).

