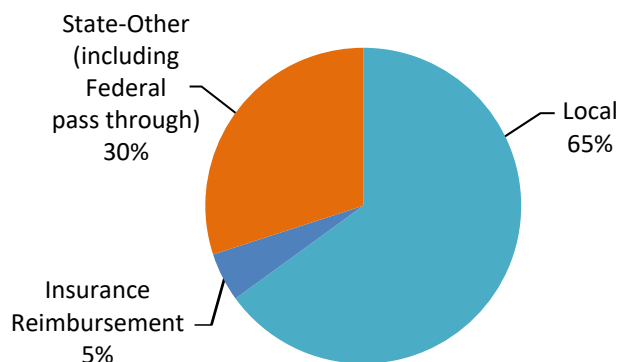


# Local Health Department (LHD) 2016 Profile

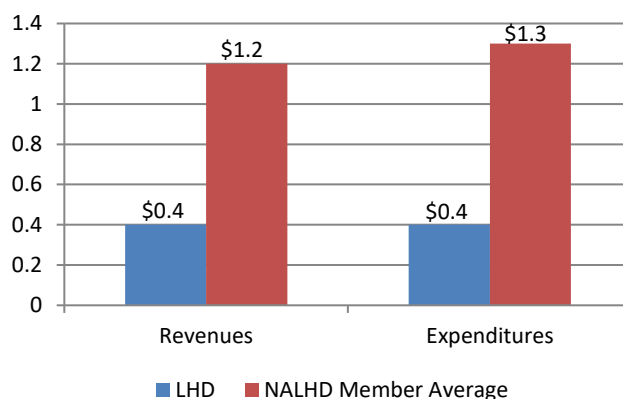


## FINANCE

### Sources of Local Health Department Revenues



### Annual Local Health Department Revenues and Expenditures (in millions, FY 2016)



## PUBLIC HEALTH PRIORITY AREAS SHARED BY LHDs ACROSS NEBRASKA

Local health departments act as communities' **Chief Health Strategists**—they mobilize community partnerships to identify and solve health problems and make **"The Good Life" a healthy one for all Nebraskans.**

- Chronic disease prevention (targeting heart disease, diabetes and obesity)
- Cancer prevention
- Access to healthcare and behavioral health services
- Injury and violence prevention
- Community mental health and wellbeing

## LHD-SPECIFIC PUBLIC HEALTH PRIORITY AREAS included in their local Community Health Improvement Plan (CHIP)

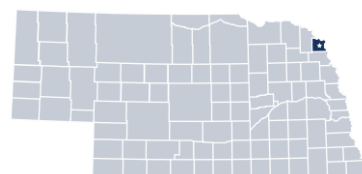
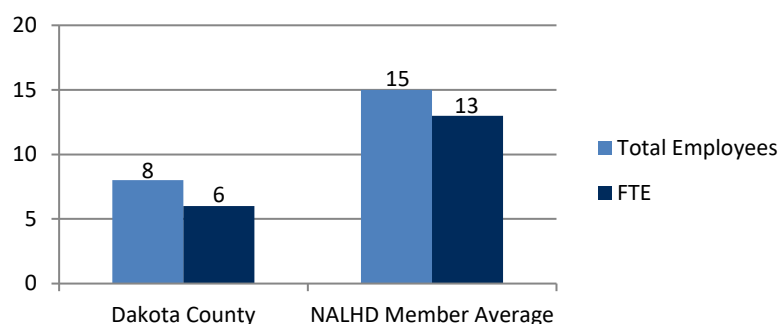
	This LHD Acts as Chief Health Strategist	This LHD Provides This Service Directly
Chronic Disease Management	✓	✓
Preventative Cancer Education	✓	✓
Increasing Community Activity	✓	✓



# Local Health Department (LHD) 2016 Profile

## FINANCE

### Total Number and Full Time Equivalent (FTE)



Dakota County Health Department is locally governed and serves 20,850 people in Dakota County.

### About Dakota County Staff

#### Gender of Employees

- Male: 14%
- Female: 86%

#### Age of Employees

- 20-29: 14%
- 30-39: 29%
- 40-49: 29%
- 50-59: 28%

#### Race of Employees

- American Indian/Alaska Native: 14%
- African American: 14%
- White: 72%

#### Ethnicity of Employees

- Hispanic: 29%
- Non-Hispanic: 71%

#### Employee Turnover

- 1 Employee retiring in the next 5 years
- 1 Employee working here 5 years or more
- 3 Positions added in the past year due to increased funding

### FTEs Dedicated to Each Category

	Dakota County	NALHD Member AVG
Health Director	1.0	0.98
Senior Management	0.0	0.88
Mid-level Management	0.0	1.35
Program Coordinators	0.0	3.17
Licensed Professionals	1.7	2.17
Administrative Support	0.8	2.2
Program Staff, non-licensed	0.0	1.66
Community Health Worker	1.9	0.95
Environmental Health Coordinator	0.0	0.17
Dentist	0.0	0.05
Physician	0.0	0.01
<i>Licensed Professionals could include: Registered Nurses, Dietitians, Licensed Practical Nurses, Hygienists, etc.</i>		