



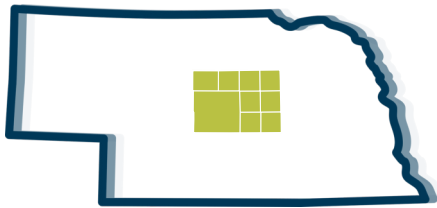
2024-2025 MHI Report

Loup Basin Public Health Department (LBPHD)

Blaine, Custer, Garfield, Greeley, Howard, Loup, Sherman, Valley, and Wheeler Counties

 **\$9,176**
FY24-25 MHI Award


 **2,061**
MHI-eligible Residents





DISTRICT PROFILE

Total Population **29,846**



 **5.9%**
Veteran Population

 **15%**
Persons with disabilities

 **8.9%**
Speak languages other than English

6.9% Minority Population



MHI WORK PLAN

LBPHD strengthened connections with residents by visiting local businesses and gathering places, using flyers and community contacts to build trust and identify partners. Internally, staff will review assessment results and participate in training to ensure programs consistently address barriers and meet community needs.

COMMUNITY IMPACT

LBPHD engaged residents through surveys, expanded clinical services, and targeted outreach in underserved areas. A community needs survey with 177 participants and a clinical services survey with 2,379 responses highlighted local priorities. Four bimonthly clinics were implemented across the district to expand access to vaccinations, dental services, and preventive care, demonstrating strong participation and interest in improving health across the district.

HIGHLIGHTS

177 Residents Surveyed

Community needs survey gathered input to guide future programming.

2,379 Survey Responses

Clinical services survey reflected strong participation and highlighted areas for improvement.

Expanded Off-Site Clinics

Mobile and community-based clinics increased access to vaccinations, dental care, and preventive services.

High Engagement Achieved

Survey response rates and participation in services demonstrated strong community trust and interest.