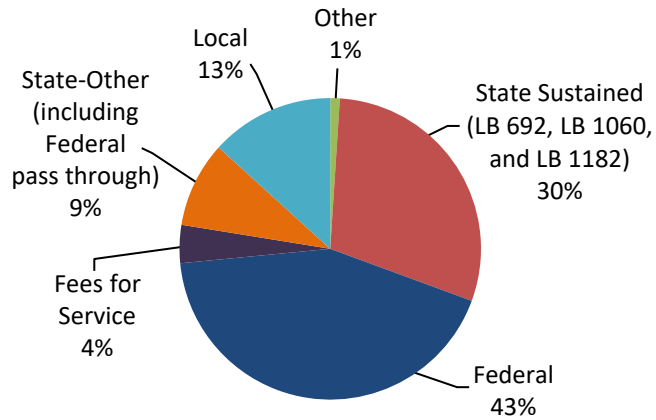




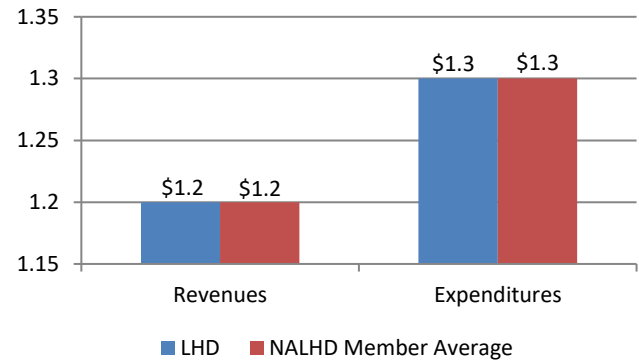
# Local Health Department (LHD) 2016 Profile

## FINANCE

### Sources of Local Health Department Revenues



### Annual Local Health Department Revenues and Expenditures (in millions, FY 2016)



## PUBLIC HEALTH PRIORITY AREAS SHARED BY LHDs ACROSS NEBRASKA

Local health departments act as communities' **Chief Health Strategists**—they mobilize community partnerships to identify and solve health problems and make **"The Good Life" a healthy one for all Nebraskans.**

- Chronic disease prevention (targeting heart disease, diabetes and obesity)
- Cancer prevention
- Access to healthcare and behavioral health services
- Injury and violence prevention
- Community mental health and wellbeing

## LHD-SPECIFIC PUBLIC HEALTH PRIORITY AREAS included in their local Community Health Improvement Plan (CHIP)

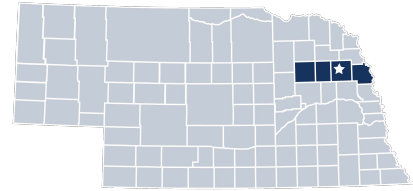
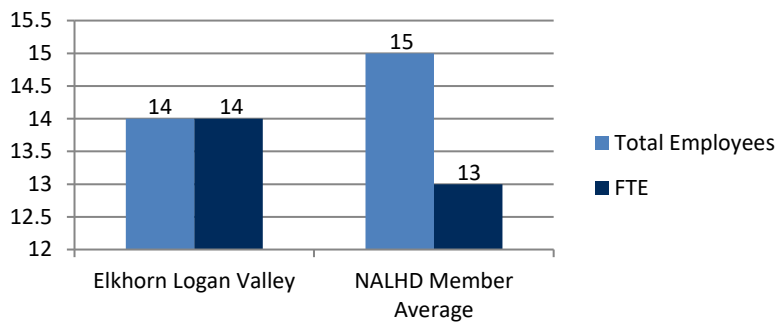
	This LHD Acts as Chief Health Strategist	This LHD Provides This Service Directly
Obesity	✓	✓
Access to Care	✓	✓
Cancer Prevention	✓	✓
Standard Motor Vehicle Safety	✓	✓



# Local Health Department (LHD) 2016 Profile

## LOCATION AND DEMOGRAPHICS

### Total Number and Full Time Equivalent (FTE)



Elkhorn Logan Valley Public Health Department is locally governed and serves 56,843 people in Burt, Cuming, Madison, and Stanton Counties.

### About ELV Staff

#### Gender of Employees

- Male: 7%
- Female: 100%

#### Age of Employees

- 20-29: 36%
- 30-39: 7%
- 40-49: 36%
- 50-59: 14%
- 60 or older: 7%

#### Race of Employees

- White: 100%

#### Ethnicity of Employees

- Hispanic: 14%
- Non-Hispanic: 86%

#### Employee Turnover

- 1 Employee retiring in the next 5 years
- 6 Employees working here 5 years or more

### FTEs Dedicated to Each Category

	Elkhorn Logan Valley	NALHD Member AVG
Health Director	0.74	0.98
Senior Management	0.75	0.88
Mid-level Management	1.0	1.35
Program Coordinators	4.89	3.17
Licensed Professionals	1.5	2.17
Administrative Support	1.9	2.2
Program Staff, non-licensed	0.02	1.66
Community Health Worker	1.0	0.95
Environmental Health Coordinator	0.22	0.17
Dentist	0.0	0.05
Physician	0.0	0.01
<i>Licensed Professionals could include: Registered Nurses, Dietitians, Licensed Practical Nurses, Hygienists, etc.</i>		